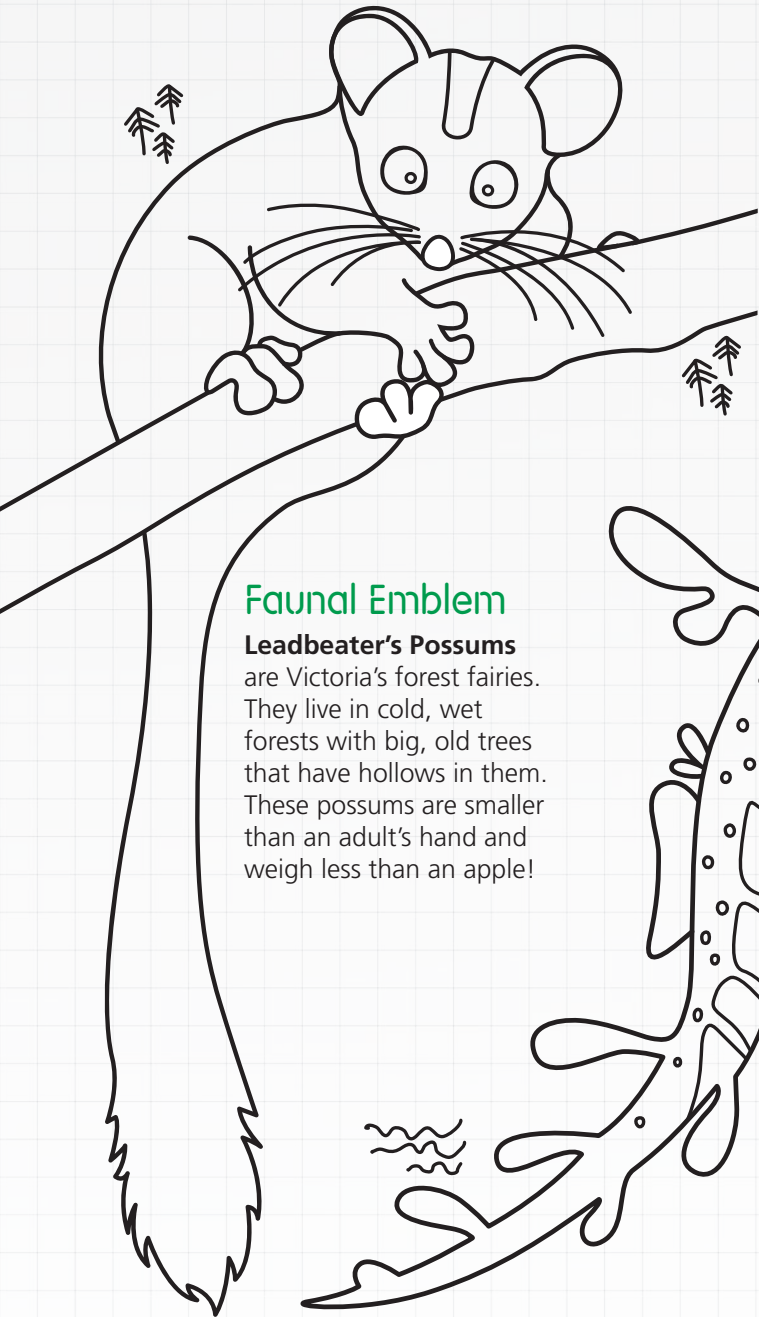




JUNIOR RANGERS
VICTORIAN
EMBLEMS
ACTIVITY
BOOK

JUNIORRANGERS.COM.AU

THE FAMOUS FOUR: VICTORIA'S EMBLEMS



Faunal Emblem

Leadbeater's Possums are Victoria's forest fairies. They live in cold, wet forests with big, old trees that have hollows in them. These possums are smaller than an adult's hand and weigh less than an apple!



Marine Faunal Emblem

Weedy Seadragons are covered in leafy fins. Looking like seagrass and kelp is great camouflage! Just like our fingerprints, each Seadragon's spot pattern is unique, which helps scientists identify them.

Bird Emblem

Helmeted Honeyeaters are striking sweet seekers and live in swampy forests near creeks and rivers just outside Melbourne. These birds use their long tongue like a paintbrush to slurp up all sorts of sweet treats.




Floral Emblem

The beautiful bell-like blooms of **Common Heath** come in many colours, but our state emblem form is pink! Growing across Victoria, the nectar of these flowers is food for many of our native birds and insects.



SPLENDID SWAMPS: MORE THAN JUST MUD



Helmeted Honeyeaters live in swampy forests near creeks and rivers just outside of Melbourne. It's important that we keep these places healthy because the birds are endangered due to habitat loss.



Find the bird on her nest

Parks Victoria rangers care for Helmeted Honeyeater habitat at Yellingbo Nature Conservation Reserve by undertaking deer, fox and cat control, planting new vegetation, removing weeds, supporting volunteers and Friends to care for the park and the birds, and talking to the community about how special this place is.

If you don't live near Yellingbo, you can still improve habitat quality for other birds in your area. If you're lucky, they might even be feathered friends of the Helmeted Honeyeater!



HELP ME FIND THE
NESTING FEMALE!




REWILD YOUR GARDEN


Our small native birds need healthy homes to be happy. This includes shelter, water, and nectar and insects to eat. Here are some ideas for rewilding your garden, windowsill, balcony or school grounds:

- Make your own recycled seed pot and start growing an indigenous flowering plant to attract native birds to your yard.
- Choose lots of different indigenous plants that grow to different heights to make a safe and interesting habitat.
- Create a flowering calendar to make sure there's always some sweet treats growing!
- Build a native pond for animals to splash around in and drink out of (remember to include logs and rocks so animals can get out of the water).

- Make an insect hotel to attract more insects into your area.



A HOME IN THE HOLLOW



Parks Victoria rangers care for Leadbeater's Possums by improving and protecting Mountain Ash and lowland forests, being involved in bushfire prevention and response, and creating nest box programs when forests are too young and don't have hollows.

Circle the words below when you find them in the puzzle. When you're finished, use the remaining letters to finish the sentence below. Remember to start in the top row and read the remaining letters from left to right.

L A H E L P E L M L A H N E S T S U
P E H O P O R N T O L L O P O S A M
S U A I N F M T D S U O P L R E S A
N C B D G E O O R A Y N G I L C H R
L E U E B H Y R M E N L T G N O D S
E P S A F E L D E N E G O A I E W U
N P H T E A A A E S I T E W I N R P
D L F E B A I T N W T V O R L N G I
E V I S I O N R E D G T O P E A R A
M E R A E S X F Y R O R M R S D N L
I H E P O L T R E A S U R E E L O D
C N O C T U R N A L W P O S S U M S

Possum	Leadbeaters	Sap
Nest	Mountain	Omnivore
Ash	Marsupial	Alpine
Logging	Forest	Bushfire
Treetops	Nestbox	Highland
Endemic	Lowland	Treasure
Nocturnal	Endangered	Hollow
HELP	Honeydew	Fairy

We can _____
Leadbeater's _____
by purchasing and using _____
products and _____
old _____ in the ground
to _____.

A SIMPLE GUIDE TO MAKING YOUR OWN RECYCLED PAPER



MATERIALS

- scrap paper, junk mail
- water
- tub
- blender
- sponge and rolling pin
- wool felt, shamwow, or paper towel
- mould and deckle (two frames the same size, the mould has the screen attached)
To make your own, check out YouTube
- wooden board

METHOD

Step 1: Tearing and soaking

Tear up paper into small 2x2cm pieces and soak overnight.

Step 2: Blending and pulping

Fill a blender with water, throw in 2 handfuls of torn up and soaked paper. Blend until you create a pulp.

Step 3: Using the Mould and Deckle

Half fill a tub with the pulp mixture. Dip in the mould with deckle on top and scoop the pulp up. Keep it horizontal as you lift and let any water drip away.

Step 4: Transferring

Place your wool felt, paper towel or shamwow on a hard surface. Remove the deckle from the mould and transfer the paper you've made

onto the felt, towel or shamwow.

Step 5: Pressing

Place paper towel over the new paper you've created and with a sponge gently press the paper then apply more pressure.

Step 6: Drying

Press your sheet into a flat, smooth surface. Let it dry for 1-3 days. Peel off and you have home-made paper!

MASTERS OF DISGUISE

Weedy Seadragons are delicate, shy animals that swim slowly and gracefully through southern Australian waters. Each seadragon's markings are unique, kind of like our fingerprints.


Instead of catching and tagging every single creature, scientists rely on people like us to snap photos of Weedy Seadragons while playing in the ocean. Scientists then use the 'fingerprint' markings in the photos to track individual seadragons and population sizes through the years. Fred and Francene are two of our favourite masters of disguise!

Rangers care for marine national parks and sanctuaries, which are home to Weedy Seadragons. You can help by picking up rubbish and contributing to citizen science programs like Tangaroa Blue.

FRED



FRANCINE



THE WORLD OF

WASTE



PREDICT

How long does rubbish take to break down in the environment? Predict the time it takes before each type of rubbish is gone by drawing a line between the image and time.



1 APPLE



2 FACE MASK



3 CARDBOARD



4 COFFEE CUP



5 CIGARETTES



6 WATER BOTTLE



7 BALLOON



8 ALUMINIUM CAN



9 PLASTIC BAG



10 NAPPY

UP TO 4 YEARS

200 YEARS

475 YEARS

2 MONTHS

30 YEARS

7 WEEKS

450 YEARS

20 YEARS

450 YEARS

UP TO 12 YEARS

OBSERVE

Run an experiment to test the breakdown time of different items in your home. Ask an adult to help you set up a few tubs of water. Submerge an item in each tub and monitor how and if they change over three weeks.

Remember to record how you set up your experiment!

EXPLAIN

How long did the different materials take to break down in the water? What did you notice? What do you think this means for keeping our oceans healthy?



ANSWERS: 1: 7 WEEKS 2: 450 YEARS 3: 2 MONTHS 4: 30 YEARS 5: UP TO 12 YEARS 6: 450 YEARS 7: UP TO 4 YEARS 8: 200 YEARS 9: 20 YEARS 10: 475 YEARS

EMBLEMS: PROTECTION AND THREATS

What you need

A playing piece per player (cut out from page) and 1 die.



How to play

Players take turns to roll the die and move the designated number of spaces along the board. Climb the green arrows and slide down the gold arrows.


Winning

Whoever reaches the last space on the board first is the winner.

Playing pieces




Weedy
Seadragon



Leadbeater's
Possum



Helmeted
Honeyeater



Common
Heath

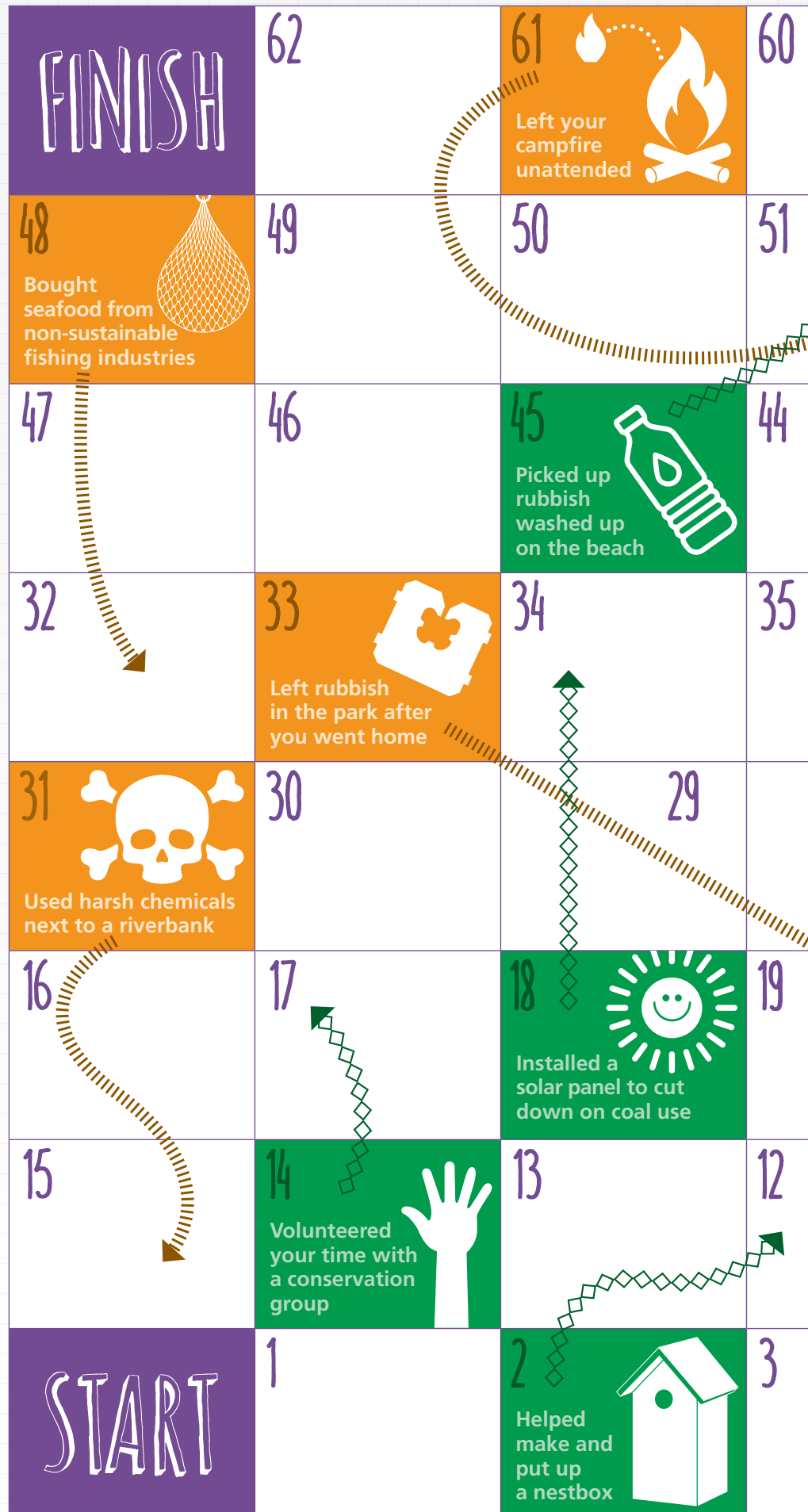
DID YOU KNOW?

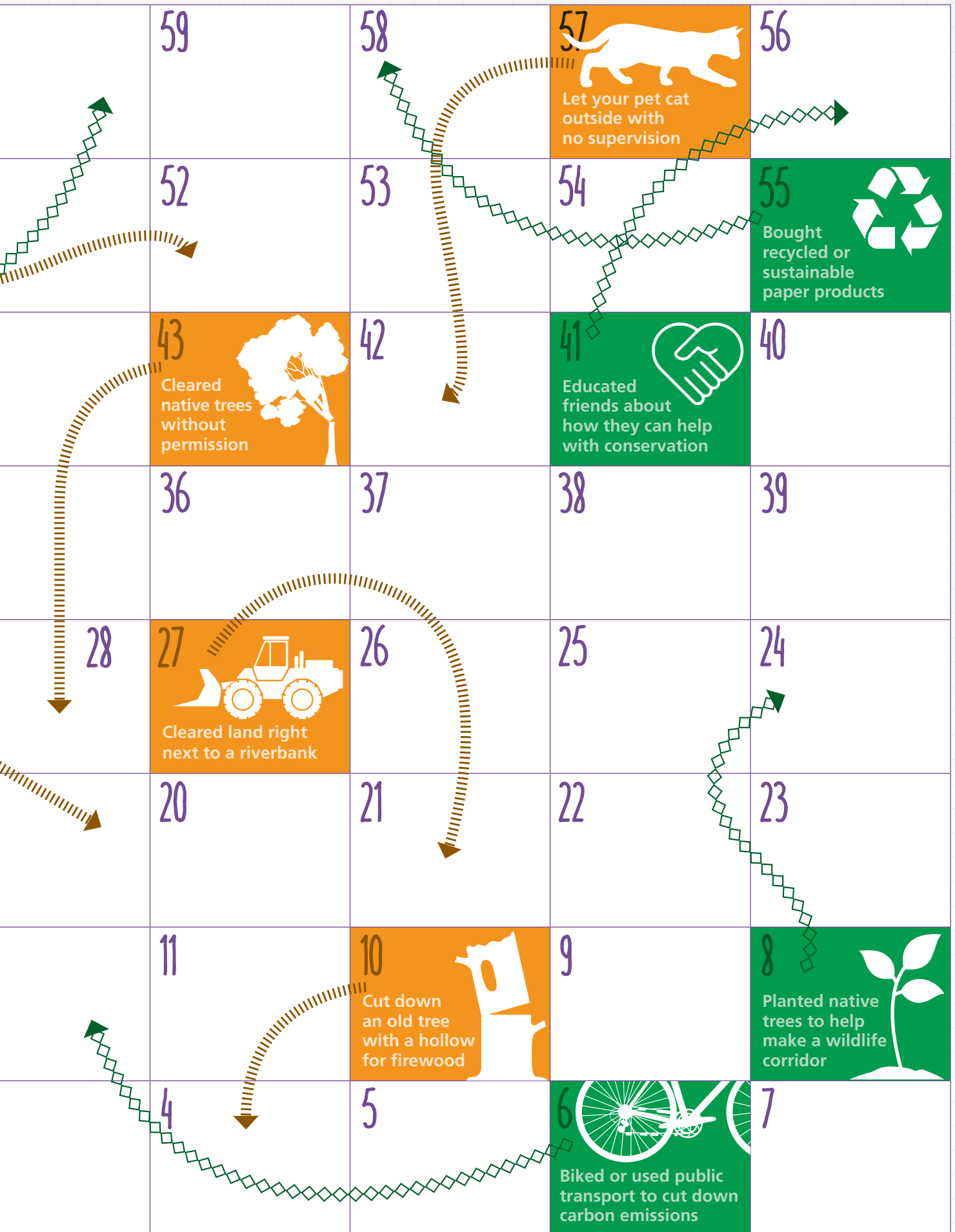
Macpac is the Principal Partner of our Junior Rangers program – supporting the next generation of nature lovers.

Visit macpac.com.au for family outdoor adventure inspiration.



Principal Partner | Junior Rangers





BECOME A NATURE WARRIOR

We all have a role to play in protecting the environment, and our choices determine the health of habitats.

Colour in the healthy and unhealthy habitat pictures. How many differences can you spot between the pictures? What can you do to help keep our habitats healthy?

31
THERE ARE
DIFFERENCES TO SPOT.
HOW MANY
CAN YOU FIND? —



Victoria's network of parks and reserves form the core of Aboriginal cultural landscapes. Parks Victoria respects the deep and continuing connection that Traditional Owners have to these landscapes and recognises their ongoing role in caring for Country.

Photo credits:

Tim Bawden *Leadbeater's Possum*

Stephen Garth *Helmeted Honeyeater, Common Heath*

Andrew Silcocks
Helmeted Honeyeater Nest

